

2015 MAG National Clubs Division D







Meet Results

Men / DD / All Ages

Sep 17-23, 2015

Session: All

Judge's Signatures

Rank	Num	Name	Gym							AA
1	204	Dartanion Salerno	Gold Coast	9.633 2	8.600 35T	10.400 1	10.150 1T	9.750 4T	10.500 1	59.033 1
2	228	Hudson King	Kingborough	9.366 5T	9.300 14T	10.100 3	10.150 1T	9.850 2T	10.250 3T	59.016 2
3	167	Harry Woodward	Canberra	9.233 9	9.450 9T	10.150 2	9.650 12T	10.000 1	10.250 3T	58.733 3
4	202	Shay Graham-Betts	Gold Coast	9.533 3	9.950 1T	9.450 14T	10.050 3	9.750 4T	9.850 14T	58.583 4
5	201	Caleb Gallez	Gold Coast	8.600 32T	9.750 3	9.900 7	9.700 11	9.500 11T	10.050 8	57.500 5
6	205	Lachlan Richards	Gold Coast	8.900 23T	9.200 24T	9.950 6	9.400 26T	9.450 14T	10.100 6T	57.000 6
7	257	CAI EVANS	Manly	9.166 11	9.550 7	8.900 32T	9.750 8T	9.650 8	9.650 21T	56.666 7
8	260	NATHAN ROCHE	Manly	9.100 15T	9.950 1T	8.900 32T	9.500 20T	9.850 2T	9.300 34T	56.600 8
9	174	Mark Zurcher	Castle Hill	8.833 26	9.650 4T	9.800 8	9.300 33T	9.450 14T	9.500 25T	56.533 9
10	169	Nicolas Diaz Ballas	Castle Hill	8.600 32T	8.800 31T	9.750 9	9.600 15T	9.750 4T	9.950 9T	56.450 10
11	256	NICHOLAS EVANOFF	Manly	9.133 12T	9.450 9T	9.650 11	8.500 56T	9.100 25T	10.100 6T	55.933 11
12T	297	Andrew McLelland	Super Performance	9.100 15T	8.100 46T	10.000 4T	9.850 5	9.250 21	9.600 23T	55.900 12T
12T	294	Liam Burt	Super Performance	9.700 1	9.050 30	9.500 13	9.550 19	8.650 45T	9.450 28T	55.900 12T
14	200	Zane Andrews	Gold Coast	8.233 39	9.250 17T	9.600 12	9.200 37T	9.300 19T	10.300 2	55.883 14
15	276	Tully Angel	Shire	9.100 15T	9.150 27T	9.400 17T	8.850 46T	9.450 14T	9.750 18T	55.700 15
16	215	Jens Crosbie	High Flyers	9.133 12T	9.200 24T	8.650 41T	9.600 15T	9.200 22	9.900 12T	55.683 16
17	259	WILLIAM MUNRO	Manly	8.533 35	9.650 4T	8.450 48T	9.650 12T	9.500 11T	9.850 14T	55.633 17
18	258	MAXIMILLIAN HALL	Manly	9.200 10	8.400 38T	9.450 14T	9.600 15T	9.550 10	9.300 34T	55.500 18
19	230	Jacob Shepherd	Kingborough	7.500 61T	9.250 17T	9.200 23	9.650 12T	9.750 4T	9.950 9T	55.300 19
20	203	Klyde Milroy	Gold Coast	8.100 44	9.250 17T	9.300 19T	9.800 6T	9.100 25T	9.700 20	55.250 20
21	217	Porter Stewart	High Flyers	8.200 40T	9.300 14T	8.850 34T	9.600 15T	9.500 11T	9.750 18T	55.200 21
22	296	David Hamilton	Super Performance	9.100 15T	9.200 24T	9.300 19T	9.400 26T	8.350 51	9.800 16T	55.150 22
23	216	Taj Garmony	High Flyers	8.933 21T	9.500 8	7.600 65T	9.750 8T	9.400 17	9.950 9T	55.133 23
24	224	Wingwai Brown	Kingborough	9.100 15T	7.700 51	9.050 26T	9.750 8T	8.900 35T	10.150 5	54.650 24
25	299	Caden Miller-Wright	Super Performance	8.633 28T	7.650 52T	9.700 10	9.400 26T	9.350 18	9.600 23T	54.333 25







2015 MAG National Clubs Division D

Meet Results

Men / DD / All Ages

Session: All

Sep 17-23, 2015

Rank	Num	Name	Gym							AA
26	218	Alexander Williams	High Flyers	8.033 47	9.250 17T	9.450 14T	9.450 24T	8.100 55T	9.900 12T	54.183 26
27	223	Jak Atkinson	Kingborough	9.266 7T	7.600 55	9.400 17T	9.200 37T	9.050 27T	9.650 21T	54.166 27
28	255	SAMUEL AMEY	Manly	8.933 21T	9.250 17T	8.500 44T	9.150 39T	9.600 9	8.650 50	54.083 28
29T	226	HARRY DAVIES	Kingborough	7.666 54T	9.250 17T	9.250 21T	9.500 20T	8.600 48	9.800 16T	54.066 29T
29T	295	Kahil Evans	Super Performance	8.466 36	9.600 6	9.000 29	8.900 44T	8.700 43T	9.400 30T	54.066 29T
31	164	Aliandra Nasrun	Canberra	7.666 54T	9.150 27T	10.000 4T	9.250 35T	8.900 35T	8.900 44T	53.866 31
32	225	Jonty Coad	Kingborough	9.133 12T	8.300 43	8.650 41T	9.450 24T	8.800 38T	9.500 25T	53.833 32
33	131	Jesse Horvat	BTYC	8.900 23T	8.400 38T	9.250 21T	8.750 52	8.750 40T	9.250 36	53.300 33
34	171	Cameron Legg	Castle Hill	8.800 27	9.400 11T	7.750 64	9.500 20T	8.700 43T	9.050 41T	53.200 34
35	282	RHYS NESBITT	Shire	9.266 7T	8.400 38T	9.050 26T	8.500 56T	8.950 34	8.700 49	52.866 35
36	163	Liam Mckenzie-McHarg	Canberra	8.633 28T	7.650 52T	9.100 25	9.150 39T	9.150 23T	9.100 40	52.783 36
37	277	Taj Bova	Shire	8.566 34	9.150 27T	8.150 52T	8.850 46T	8.750 40T	9.200 37T	52.666 37
38	120	ROHAN WARRIER	Bankstown	7.966 49T	8.250 44	8.700 40	9.350 29T	9.000 30T	9.350 32T	52.616 38
39	182	Luke Mustey	Darwin	9.366 5T	6.600 67	8.500 44T	9.800 6T	8.750 40T	9.500 25T	52.516 39
40	172	Isaac So	Castle Hill	8.633 28T	8.600 35T	8.600 43	8.500 56T	9.150 23T	8.900 44T	52.383 40
41	170	Brodie Haesloop	Castle Hill	8.400 38	8.550 37	8.950 30T	7.950 68	8.900 35T	9.450 28T	52.200 41
42	178	Mateusz Sankey	Contemporary	9.400 4	8.100 46T	8.450 48T	8.900 44T	8.650 45T	8.600 51T	52.100 42
43	227	Billy French	Kingborough	8.066 45T	7.500 56T	9.150 24	9.350 29T	8.400 49T	9.150 39	51.616 43
44	161	Edward Gillard	Canberra	8.166 43	8.750 33	8.000 57T	9.000 43	9.050 27T	8.450 55	51.416 44
45	132	Campbell McConnell	BTYC	8.866 25	7.050 63T	9.050 26T	8.700 53T	8.200 53	9.350 32T	51.216 45
46	165	Brodie Norris	Canberra	7.966 49T	7.250 61	8.950 30T	8.700 53T	8.800 38T	9.400 30T	51.066 46
47	135	William Postma	BTYC	8.200 40T	8.400 38T	8.850 34T	8.350 59	8.050 57T	8.950 43	50.800 47
48	181	Leo Hill	Darwin	9.033 20	6.400 70	8.350 50	9.350 29T	9.050 27T	8.500 53T	50.683 48
49	168	Samuel Amery	Castle Hill	6.833 66	9.350 13	8.150 52T	9.250 35T	9.000 30T	7.950 59T	50.533 49
50	173	Hayden Taylor	Castle Hill	7.533 60	9.400 11T	7.550 67	8.250 63	9.000 30T	8.750 48	50.483 50







2015 MAG National Clubs Division D

Meet Results

Men / DD / All Ages

Session: All

Sep 17-23, 2015

Rank	Num	Name	Gym							AA
51	268	CALVIN FISHER	Penrith	8.000 48	7.350 60	8.800 36T	9.350 29T	7.850 63T	9.050 41T	50.400 51
52	133	Lachlan McConnell	BTYC	7.766 52	9.300 14T	8.100 54	9.500 20T	7.900 62	7.750 63	50.316 52
53	279	Jake Grimison	Shire	8.200 40T	8.150 45	8.500 44T	9.050 42	8.050 57T	7.950 59T	49.900 53
54	116	ANDREW AHERN	Bankstown	7.266 64	8.350 42	7.800 63	9.300 33T	8.650 45T	8.200 58	49.566 54
55	229	Jacob Potter	Kingborough	8.433 37	6.550 68	8.800 36T	8.100 64T	8.400 49T	9.200 37T	49.483 55
56	159	Zaki Basyoni	Canberra	7.400 63	7.650 52T	7.300 69	8.850 46T	9.300 19T	8.850 47	49.350 56
57	117	Alexander Bruno	Bankstown	7.633 58T	7.500 56T	8.800 36T	8.100 64T	8.050 57T	8.900 44T	48.983 57
58	166	Dominic Sparkes	Canberra	7.633 58T	7.800 50	7.900 60	9.150 39T	7.750 66	8.300 56T	48.533 58
59	160	Lukas Boorer	Canberra	6.533 70	7.900 49	8.000 57T	8.650 55	9.000 30T	8.300 56T	48.383 59
60	119	Nicholas Trinder	Bankstown	8.066 45T	7.400 59	7.850 61T	8.300 60T	8.000 60T	8.600 51T	48.216 60
61	134	Logan Muller	BTYC	6.800 67	8.700 34	7.500 68	9.950 4	8.100 55T	6.900 70T	47.950 61
62	278	Mylo Collins	Shire	8.633 28T	6.450 69	7.850 61T	7.650 70	8.300 52	8.500 53T	47.383 62
63	177	Kailum Pearson	Contemporary	7.666 54T	8.000 48	8.050 55T	7.850 69	7.850 63T	7.600 64	47.016 63
64	183	Kaito Sayama	Darwin	7.666 54T	8.800 31T	7.600 65T	8.800 50T	6.950 70	6.900 70T	46.716 64
65	118	HARRISON MARTIN	Bankstown	7.733 53	7.050 63T	8.050 55T	8.800 50T	8.000 60T	7.050 69	46.683 65
66	281	Drew Madsen	Shire	7.100 65	7.100 62	8.500 44T	8.850 46T	7.150 69	7.900 61	46.600 66
67	180	Samuel Freire	Darwin	6.666 69	9.250 17T	7.100 71	8.300 60T	8.150 54	7.100 67T	46.566 67
68	179	Ryan Finocchiaro	Darwin	7.933 51	5.900 71	8.750 39	8.000 67	7.800 65	7.850 62	46.233 68
69	176	Daniel Jakimowicz	Contemporary	7.500 61T	6.950 65	7.150 70	8.300 60T	7.600 67	7.100 67T	44.600 69
70	136	Ethan Prendergast	BTYC	5.033 71	7.450 58	7.950 59	8.050 66	7.450 68	7.500 65	43.433 70
71	175	Owen Drok	Contemporary	6.766 68	6.800 66	8.250 51	7.100 71	6.000 71	7.300 66	42.216 71
72*	298	Cooper McWilliams	Super Performance	— 72*	— 72*	— 72*	— 72*	— 72*	— 72*	0.000 72*
72*	280	Nathan Hunter	Shire	— 72*	— 72*	— 72*	— 72*	— 72*	— 72*	0.000 72*
72*	162	Zander Hanmer-Woods	Canberra	— 72*	— 72*	— 72*	— 72*	— 72*	— 72*	0.000 72*