

2015 MAG National Clubs Division D







Page: 1
Printed: 9/17/2015 12:50:54 PM

Team Results

Men / DD / All Ages

Session: All

Sep 17-23, 2015

| Rank | Gym | Team | Score |  |  |  |  |  |  |
|----------|--------------------------|----------------------|----------------|---|--|---|---|---|---|
| 1 | Gold Coast | GG | 177.166 | 28.066 | 28.950 | 30.250 | 30.000 | 29.000 | 30.900 |
| | | | | 1 | 2 | 1 | 1 | 2 | 1 |
| | 204 | Dartanion Salerno | 9.633 | | | 10.400 | 10.150 | 9.750 | 10.500 |
| | 202 | Shay Graham-Betts | 9.533 | 9.950 | | | 10.050 | 9.750 | |
| | 205 | Lachlan Richards | 8.900 | | | 9.950 | | | 10.100 |
| | 201 | Caleb Gallez | | 9.750 | 9.900 | | | 9.500 | |
| | 200 | Zane Andrews | | 9.250 | | | | | 10.300 |
| | 203 | Klyde Milroy | | | | | 9.800 | | |
| 2 | Manly | MAN | 172.299 | 27.499 | 29.150 | 28.000 | 29.000 | 29.050 | 29.600 |
| | | | | 3 | 1 | 5 | 3 | 1 | 4 |
| | 258 | MAXIMILLIAN HALL | 9.200 | | | 9.450 | 9.600 | 9.550 | |
| | 257 | CAI EVANS | 9.166 | 9.550 | 8.900 | 9.750 | 9.650 | 9.650 | 9.650 |
| | 256 | NICHOLAS EVANOFF | 9.133 | | 9.650 | | | | 10.100 |
| | 260 | NATHAN ROCHE | | 9.950 | | | | 9.850 | |
| | 259 | WILLIAM MUNRO | | 9.650 | | 9.650 | | | 9.850 |
| 3 | Kingborough | RED | 170.215 | 26.165 | 27.800 | 28.550 | 29.300 | 28.400 | 30.000 |
| | | | | 8 | 6 | 4 | 2 | 3 | 2 |
| | 228 | Hudson King | 9.366 | 9.300 | 10.100 | 10.150 | 9.850 | 10.250 | |
| | 225 | Jonty Coad | 9.133 | | | | 8.800 | | |
| | 226 | HARRY DAVIES | 7.666 | 9.250 | 9.250 | 9.500 | | 9.800 | |
| | 230 | Jacob Shepherd | | 9.250 | 9.200 | 9.650 | 9.750 | 9.950 | |
| 4 | Super Performance | SUP | 170.050 | 27.900 | 27.850 | 29.200 | 28.800 | 27.300 | 29.000 |
| | | | | 2 | 5 | 3 | 5 | 7 | 5T |
| | 294 | Liam Burt | 9.700 | 9.050 | 9.500 | 9.550 | | | |
| | 297 | Andrew McLelland | 9.100 | | 10.000 | 9.850 | 9.250 | 9.600 | |
| | 296 | David Hamilton | 9.100 | 9.200 | | 9.400 | | 9.800 | |
| | 295 | Kahil Evans | | 9.600 | | | | 8.700 | |
| | 299 | Caden Miller-Wright | | | 9.700 | | 9.350 | 9.600 | |
| 5 | High Flyers | HF | 168.066 | 26.266 | 28.050 | 26.950 | 28.950 | 28.100 | 29.750 |
| | | | | 7 | 4 | 9T | 4 | 6 | 3 |
| | 215 | Jens Crosbie | 9.133 | | | 8.650 | 9.600 | 9.200 | 9.900 |
| | 216 | Taj Garmony | 8.933 | 9.500 | | | 9.750 | 9.400 | 9.950 |
| | 217 | Porter Stewart | 8.200 | 9.300 | 8.850 | 9.600 | 9.500 | | |
| | 218 | Alexander Williams | | 9.250 | 9.450 | | | | 9.900 |
| 6 | Canberra | C1 | 167.132 | 26.032 | 27.350 | 29.250 | 28.050 | 28.200 | 28.250 |
| | | | | 9 | 7 | 2 | 9 | 4T | 7 |
| | 167 | Harry Woodward | 9.233 | 9.450 | 10.150 | 9.650 | 10.000 | 10.250 | |
| | 163 | Liam Mckenzie-McHarg | 8.633 | | 9.100 | 9.150 | 9.150 | 9.100 | |
| | 161 | Edward Gillard | 8.166 | 8.750 | | | 9.050 | | |
| | 164 | Aliandra Nasrun | | 9.150 | 10.000 | 9.250 | | 8.900 | |







2015 MAG National Clubs Division D

Team Results

Men / DD / All Ages

Session: All

Sep 17-23, 2015

| Rank | Gym | Team | Score |  |  |  |  |  |  |
|-----------|-------------------------|------------|----------------|---|--|---|---|---|---|
| 7 | Castle Hill | CH1 | 165.616 | 24.966 12 | 28.400 3 | 27.700 6 | 28.150 8 | 28.200 4T | 28.200 8 |
| | 174 Mark Zurcher | | | 8.833 | 9.650 | 9.800 | 9.300 | 9.450 | 9.500 |
| | 169 Nicolas Diaz Ballas | | | 8.600 | | 9.750 | 9.600 | 9.750 | 9.950 |
| | 173 Hayden Taylor | | | 7.533 | 9.400 | | | | 8.750 |
| | 168 Samuel Amery | | | | 9.350 | 8.150 | 9.250 | 9.000 | |
| 8 | Shire | SHI | 162.199 | 26.999 4 | 26.700 8 | 26.950 9T | 26.750 11 | 27.150 8 | 27.650 9 |
| | 282 RHYS NESBITT | | | 9.266 | 8.400 | 9.050 | | 8.950 | 8.700 |
| | 276 Tully Angel | | | 9.100 | 9.150 | 9.400 | 8.850 | 9.450 | 9.750 |
| | 278 Mylo Collins | | | 8.633 | | | | | |
| | 277 Taj Bova | | | | 9.150 | | 8.850 | 8.750 | 9.200 |
| | 279 Jake Grimison | | | | | 8.500 | 9.050 | | |
| 9 | Kingborough | BLU | 160.849 | 26.799 5 | 22.800 14T | 27.600 7 | 28.300 6 | 26.350 11 | 29.000 5T |
| | 223 Jak Atkinson | | | 9.266 | 7.600 | 9.400 | 9.200 | 9.050 | 9.650 |
| | 224 Wingwai Brown | | | 9.100 | 7.700 | 9.050 | 9.750 | 8.900 | 10.150 |
| | 229 Jacob Potter | | | 8.433 | | | | | 9.200 |
| | 227 Billy French | | | | 7.500 | 9.150 | 9.350 | 8.400 | |
| 10 | BTYC | BTY | 160.316 | 25.966 10 | 26.400 10 | 27.150 8 | 28.200 7 | 25.050 13T | 27.550 10 |
| | 131 Jesse Horvat | | | 8.900 | 8.400 | 9.250 | 8.750 | 8.750 | 9.250 |
| | 132 Campbell McConnell | | | 8.866 | | 9.050 | | 8.200 | 9.350 |
| | 135 William Postma | | | 8.200 | | 8.850 | | | 8.950 |
| | 133 Lachlan McConnell | | | | 9.300 | | 9.500 | | |
| | 134 Logan Muller | | | | 8.700 | | 9.950 | 8.100 | |
| 11 | Castle Hill | CH2 | 157.783 | 25.833 11 | 26.550 9 | 25.300 13 | 25.950 14 | 26.750 10 | 27.400 11 |
| | 171 Cameron Legg | | | 8.800 | 9.400 | 7.750 | 9.500 | 8.700 | 9.050 |
| | 172 Isaac So | | | 8.633 | 8.600 | 8.600 | 8.500 | 9.150 | 8.900 |
| | 170 Brodie Haesloop | | | 8.400 | 8.550 | 8.950 | 7.950 | 8.900 | 9.450 |
| 12 | Darwin | DAR | 156.332 | 26.332 6 | 24.650 11 | 25.600 11 | 27.950 10 | 25.950 12 | 25.850 14 |
| | 182 Luke Mustey | | | 9.366 | 6.600 | 8.500 | 9.800 | 8.750 | 9.500 |
| | 181 Leo Hill | | | 9.033 | | 8.350 | 9.350 | 9.050 | 8.500 |
| | 179 Ryan Finocchiaro | | | 7.933 | | 8.750 | | | 7.850 |
| | 180 Samuel Freire | | | | 9.250 | | | 8.150 | |
| | 183 Kaito Sayama | | | | 8.800 | | 8.800 | | |







2015 MAG National Clubs Division D

Team Results

Men / DD / All Ages

Session: All

Sep 17-23, 2015

| Rank | Gym | Team | Score |  |  |  |  |  |  |
|-----------|-----------------------|------------|----------------|---|--|---|---|---|---|
| 13 | Bankstown | BAN | 150.815 | 23.765 | 23.150 | 25.550 | 26.450 | 25.050 | 26.850 |
| | | | | 14 | 12 | 12 | 12 | 13T | 12 |
| | 119 Nicholas Trinder | | | 8.066 | 7.400 | | 8.300 | 8.000 | 8.600 |
| | 120 ROHAN WARRIER | | | 7.966 | 8.250 | 8.700 | 9.350 | 9.000 | 9.350 |
| | 118 HARRISON MARTIN | | | 7.733 | | 8.050 | 8.800 | | |
| | 117 Alexander Bruno | | | | 7.500 | 8.800 | | 8.050 | 8.900 |
| 14 | Canberra | C2 | 148.799 | 21.899 | 22.800 | 24.250 | 26.200 | 27.100 | 26.550 |
| | | | | 15 | 14T | 15 | 13 | 9 | 13 |
| | 165 Brodie Norris | | | 7.966 | 7.250 | 8.950 | 8.700 | 8.800 | 9.400 |
| | 159 Zaki Basyoni | | | 7.400 | 7.650 | 7.300 | 8.850 | 9.300 | 8.850 |
| | 160 Lukas Boorer | | | 6.533 | 7.900 | 8.000 | 8.650 | 9.000 | 8.300 |
| 15 | Contemporary | CON | 145.016 | 24.566 | 23.050 | 24.750 | 25.050 | 24.100 | 23.500 |
| | | | | 13 | 13 | 14 | 15 | 15 | 15 |
| | 178 Mateusz Sankey | | | 9.400 | 8.100 | 8.450 | 8.900 | 8.650 | 8.600 |
| | 177 Kailum Pearson | | | 7.666 | 8.000 | 8.050 | 7.850 | 7.850 | 7.600 |
| | 176 Daniel Jakimowicz | | | 7.500 | 6.950 | | 8.300 | 7.600 | |
| | 175 Owen Drok | | | | | 8.250 | | | 7.300 |