

# 14AGC WAG CII/CIII





## WAG Level 10 AA

May 21 - Jun 1, 2014

Women / 10

Session: 15W

Judge's Signatures





| Rank                          | Num | Name/Gym                |         |        |  |  |  |  | AA     |
|-------------------------------|-----|-------------------------|---------|--------|---|--|---|---|--------|
| 1                             | 691 | Meagan Silvers<br>VIC   | Prelims | Diff:  | 4.600   | 5.600  | 5.200   | 5.600   | 55.950 |
|                               |     |                         |         | Exec:  | 9.025   | 9.200  | 8.400   | 8.325   |        |
|                               |     |                         |         | ND:    | .   | .  | .   | .   |        |
|                               |     |                         |         | Final: | 13.625  | 14.800   | 13.600  | 13.925  |        |
|                               |     |                         |         | Final: | 13.625  | 14.800   | 13.600  | 13.925  |        |
|                               |     |                         | Finals  | Diff:  | 4.600   | 5.600  | 5.400   | 5.600   | 55.925 |
|                               |     |                         |         | Exec:  | 8.900   | 9.100  | 7.950   | 8.775   |        |
|                               |     |                         |         | ND:    | .   | .  | .   | .   |        |
|                               |     |                         |         | Final: | 13.500  | 14.700   | 13.350  | 14.375  |        |
|                               |     |                         |         | Final: | 13.500  | 14.700   | 13.350  | 14.375  |        |
| <b>Combined Total 111.875</b> |     |                         |         |        |   |  |   |   |        |
| 2                             | 689 | Stella Savvidou<br>VIC  | Prelims | Diff:  | 5.000   | 5.200  | 5.800   | 5.300   | 55.225 |
|                               |     |                         |         | Exec:  | 9.250   | 8.550  | 8.150   | 7.975   |        |
|                               |     |                         |         | ND:    | .   | .  | .   | .   |        |
|                               |     |                         |         | Final: | 14.250  | 13.750   | 13.950  | 13.275  |        |
|                               |     |                         |         | Final: | 14.250  | 13.750   | 13.950  | 13.275  |        |
|                               |     |                         | Finals  | Diff:  | 5.000   | 5.100  | 5.100   | 5.300   | 55.025 |
|                               |     |                         |         | Exec:  | 9.125   | 8.700  | 7.900   | 8.800   |        |
|                               |     |                         |         | ND:    | .   | .  | .   | .   |        |
|                               |     |                         |         | Final: | 14.125  | 13.800   | 13.000  | 14.100  |        |
|                               |     |                         |         | Final: | 14.125  | 13.800   | 13.000  | 14.100  |        |
| <b>Combined Total 110.250</b> |     |                         |         |        |   |  |   |   |        |
| 3                             | 601 | Courtney Haley<br>QLD   | Prelims | Diff:  | 4.400   | 5.100  | 6.000   | 4.900   | 53.300 |
|                               |     |                         |         | Exec:  | 8.825   | 8.450  | 8.525   | 7.800   |        |
|                               |     |                         |         | ND:    | .   | .  | -0.100  | -0.600  |        |
|                               |     |                         |         | Final: | 13.225  | 13.550   | 14.425  | 12.100  |        |
|                               |     |                         |         | Final: | 13.225  | 13.550   | 14.425  | 12.100  |        |
|                               |     |                         | Finals  | Diff:  | 4.400   | 5.100  | 6.000   | 4.900   | 55.175 |
|                               |     |                         |         | Exec:  | 9.050   | 8.300  | 8.550   | 8.875   |        |
|                               |     |                         |         | ND:    | .   | .  | .   | .   |        |
|                               |     |                         |         | Final: | 13.450  | 13.400   | 14.550  | 13.775  |        |
|                               |     |                         |         | Final: | 13.450  | 13.400   | 14.550  | 13.775  |        |
| <b>Combined Total 108.475</b> |     |                         |         |        |   |  |   |   |        |
| 4                             | 552 | Emily Bennett<br>NSW    | Prelims | Diff:  | 5.200   | 4.700  | 5.200   | 5.000   | 54.225 |
|                               |     |                         |         | Exec:  | 9.175   | 8.175  | 8.550   | 8.225   |        |
|                               |     |                         |         | ND:    | .   | .  | .   | .   |        |
|                               |     |                         |         | Final: | 14.375  | 12.875   | 13.750  | 13.225  |        |
|                               |     |                         |         | Final: | 14.375  | 12.875   | 13.750  | 13.225  |        |
|                               |     |                         | Finals  | Diff:  | 5.200   | 4.700  | 5.200   | 5.000   | 53.900 |
|                               |     |                         |         | Exec:  | 9.100   | 7.800  | 8.400   | 8.500   |        |
|                               |     |                         |         | ND:    | .   | .  | .   | .   |        |
|                               |     |                         |         | Final: | 14.300  | 12.500   | 13.600  | 13.500  |        |
|                               |     |                         |         | Final: | 14.300  | 12.500   | 13.600  | 13.500  |        |
| <b>Combined Total 108.125</b> |     |                         |         |        |   |  |   |   |        |
| 5                             | 724 | Nicole Smith<br>WA      | Prelims | Diff:  | 4.400   | 4.600  | 5.200   | 5.500   | 51.900 |
|                               |     |                         |         | Exec:  | 8.800   | 8.400  | 7.550   | 7.850   |        |
|                               |     |                         |         | ND:    | .   | .  | -0.100  | -0.300  |        |
|                               |     |                         |         | Final: | 13.200  | 13.000   | 12.650  | 13.050  |        |
|                               |     |                         |         | Final: | 13.200  | 13.000   | 12.650  | 13.050  |        |
|                               |     |                         | Finals  | Diff:  | 4.400   | 4.900  | 5.300   | 5.800   | 55.300 |
|                               |     |                         |         | Exec:  | 9.400   | 8.550  | 7.700   | 9.250   |        |
|                               |     |                         |         | ND:    | .   | .  | .   | .   |        |
|                               |     |                         |         | Final: | 13.800  | 13.450   | 13.000  | 15.050  |        |
|                               |     |                         |         | Final: | 13.800  | 13.450   | 13.000  | 15.050  |        |
| <b>Combined Total 107.200</b> |     |                         |         |        |   |  |   |   |        |
| 6                             | 599 | Natalie Bennison<br>QLD | Prelims | Diff:  | 4.600   | 5.500  | 4.300   | 5.000   | 53.275 |
|                               |     |                         |         | Exec:  | 9.425   | 8.025  | 8.575   | 8.150   |        |
|                               |     |                         |         | ND:    | .   | .  | -0.100  | -0.200  |        |
|                               |     |                         |         | Final: | 14.025  | 13.525   | 12.775  | 12.950  |        |
|                               |     |                         |         | Final: | 14.025  | 13.525   | 12.775  | 12.950  |        |
|                               |     |                         | Finals  | Diff:  | 4.600   | 5.500  | 3.600   | 5.000   | 53.450 |
|                               |     |                         |         | Exec:  | 9.550   | 7.850  | 8.500   | 8.850   |        |
|                               |     |                         |         | ND:    | .   | .  | .   | .   |        |
|                               |     |                         |         | Final: | 14.150  | 13.350   | 12.100  | 13.850  |        |
|                               |     |                         |         | Final: | 14.150  | 13.350   | 12.100  | 13.850  |        |
| <b>Combined Total 106.725</b> |     |                         |         |        |   |  |   |   |        |

# 14AGC WAG CII/CIII

## WAG Level 10 AA

May 21 - Jun 1, 2014

Women / 10  
Session: 15W





| Rank                  | Num    | Name/Gym               |                       |  |  |  |  | AA             |        |        |                |        |
|-----------------------|--------|------------------------|-----------------------|---|--|---|---|----------------|--------|--------|----------------|--------|
| 7                     | 557    | Lauren Thompson<br>NSW | Prelims               | Diff:   | 4.200  | 5.600   | 4.900   | 4.800          | 52.625 |        |                |        |
|                       |        |                        |                       | Exec:   | 8.700  | 8.075   | 8.400   | 7.950          |        |        |                |        |
|                       |        |                        |                       | ND:   | .  | .   | .   | .              |        |        |                |        |
|                       |        |                        |                       | Final:  | 12.900   | 13.675  | 13.300  | 12.750         |        |        |                |        |
|                       |        |                        | Finals                | Diff:   | 4.200  | 5.600   | 4.900   | 4.800          |        | 53.550 |                |        |
|                       |        |                        |                       | Exec:   | 8.725  | 7.950   | 8.650   | 8.725          |        |        |                |        |
|                       |        |                        |                       | ND:   | .  | .   | .   | .              |        |        |                |        |
|                       |        |                        |                       | Final:  | 12.925   | 13.550  | 13.550  | 13.525         |        |        |                |        |
|                       |        |                        | <b>Combined Total</b> |   |  |   |   |                |        |        | <b>106.175</b> |        |
|                       |        |                        | 8                     | 630   | Olivia Burnett<br>TAS  | Prelims   | Diff:   | 4.600          |        | 5.000  | 4.800          | 5.800  |
| Exec:                 | 8.550  | 8.050                  |                       |   |  |   | 6.575   | 8.650          |        |        |                |        |
| ND:                   | .      | .                      |                       |   |  |   | .   | .              |        |        |                |        |
| Final:                | 13.150 | 13.050                 |                       |   |  |   | 11.375  | 14.450         |        |        |                |        |
| Finals                | Diff:  | 4.600                  |                       |   |  | 5.000   | 5.400   | 5.800          | 53.700 |        |                |        |
|                       | Exec:  | 8.375                  |                       |   |  | 7.775   | 8.350   | 8.500          |        |        |                |        |
|                       | ND:    | .                      |                       |   |  | .   | -0.100  | .              |        |        |                |        |
|                       | Final: | 12.975                 |                       |   |  | 12.775  | 13.650  | 14.300         |        |        |                |        |
| <b>Combined Total</b> |        |                        |                       |   |  |   |   | <b>105.725</b> |        |        |                |        |
| 9                     | 598    | Alina Aitken<br>QLD    |                       |   |  | Prelims   | Diff:   | 4.400          | 5.000  | 4.300  | 4.500          | 52.575 |
|                       |        |                        | Exec:                 | 9.150   | 7.925  |   | 8.850   | 8.450          |        |        |                |        |
|                       |        |                        | ND:                   | .   | .  |   | .   | .              |        |        |                |        |
|                       |        |                        | Final:                | 13.550  | 12.925   |   | 13.150  | 12.950         |        |        |                |        |
|                       |        |                        | Finals                | Diff:   | 4.400  | 4.900   | 4.300   | 4.400          | 52.375 |        |                |        |
|                       |        |                        |                       | Exec:   | 9.000  | 8.025   | 8.750   | 8.600          |        |        |                |        |
|                       |        |                        |                       | ND:   | .  | .   | .   | .              |        |        |                |        |
|                       |        |                        |                       | Final:  | 13.400   | 12.925  | 13.050  | 13.000         |        |        |                |        |
|                       |        |                        | <b>Combined Total</b> |   |  |   |   |                |        |        | <b>104.950</b> |        |
|                       |        |                        | 10                    | 600   | Abbie Benstead<br>QLD  | Prelims   | Diff:   | 4.400          | 5.000  | 4.500  | 4.400          |        |
| Exec:                 | 8.375  | 8.350                  |                       |   |  |   | 8.625   | 8.300          |        |        |                |        |
| ND:                   | .      | .                      |                       |   |  |   | .   | .              |        |        |                |        |
| Final:                | 12.775 | 13.350                 |                       |   |  |   | 13.125  | 12.700         |        |        |                |        |
| Finals                | Diff:  | 4.400                  |                       |   |  | 4.900   | 4.500   | 4.400          | 52.475 |        |                |        |
|                       | Exec:  | 8.875                  |                       |   |  | 7.900   | 8.800   | 8.700          |        |        |                |        |
|                       | ND:    | .                      |                       |   |  | .   | .   | .              |        |        |                |        |
|                       | Final: | 13.275                 |                       |   |  | 12.800  | 13.300  | 13.100         |        |        |                |        |
| <b>Combined Total</b> |        |                        |                       |   |  |   |   | <b>104.425</b> |        |        |                |        |
| 11                    | 604    | Ali Kay<br>QLD         |                       |   |  | Prelims   | Diff:   | 4.400          | 4.000  | 4.700  | 4.800          | 51.425 |
|                       |        |                        | Exec:                 | 8.800   | 8.000  |   | 8.250   | 8.475          |        |        |                |        |
|                       |        |                        | ND:                   | .   | .  |   | .   | .              |        |        |                |        |
|                       |        |                        | Final:                | 13.200  | 12.000   |   | 12.950  | 13.275         |        |        |                |        |
|                       |        |                        | Finals                | Diff:   | 4.400  | 4.000   | 4.700   | 4.800          | 52.400 |        |                |        |
|                       |        |                        |                       | Exec:   | 9.150  | 7.975   | 8.550   | 8.825          |        |        |                |        |
|                       |        |                        |                       | ND:   | .  | .   | .   | .              |        |        |                |        |
|                       |        |                        |                       | Final:  | 13.550   | 11.975  | 13.250  | 13.625         |        |        |                |        |
|                       |        |                        | <b>Combined Total</b> |   |  |   |   |                |        |        | <b>103.825</b> |        |
|                       |        |                        | 12                    | 603   | Taylor Ryan<br>QLD   | Prelims   | Diff:   | 4.400          | 4.400  | 4.700  | 5.100          |        |
| Exec:                 | 9.275  | 8.475                  |                       |   |  |   | 8.875   | 8.450          |        |        |                |        |
| ND:                   | .      | .                      |                       |   |  |   | .   | .              |        |        |                |        |
| Final:                | 13.675 | 12.875                 |                       |   |  |   | 13.575  | 13.550         |        |        |                |        |
| Finals                | Diff:  | 4.400                  |                       |   |  | 3.500   | 4.700   | 5.100          | 49.750 |        |                |        |
|                       | Exec:  | 9.300                  |                       |   |  | 5.350   | 8.450   | 8.950          |        |        |                |        |
|                       | ND:    | .                      |                       |   |  | .   | .   | .              |        |        |                |        |
|                       | Final: | 13.700                 |                       |   |  | 8.850   | 13.150  | 14.050         |        |        |                |        |
| <b>Combined Total</b> |        |                        |                       |   |  |   |   | <b>103.425</b> |        |        |                |        |

# 14AGC WAG CII/CIII

## WAG Level 10 AA

May 21 - Jun 1, 2014

Women / 10  
Session: 15W





| Rank                  | Num    | Name/Gym            |                       |  |  |  |  | AA             |        |       |                |        |
|-----------------------|--------|---------------------|-----------------------|---|--|---|---|----------------|--------|-------|----------------|--------|
| 13                    | 687    | Taylah Laval<br>VIC | Prelims               | Diff:   | 4.400  | 5.300   | 3.800   | 5.200          | 52.475 |       |                |        |
|                       |        |                     |                       | Exec:   | 9.350  | 8.475   | 8.300   | 7.650          |        |       |                |        |
|                       |        |                     |                       | ND:   | .  | .   | .   | .              |        |       |                |        |
|                       |        |                     |                       | Final:  | 13.750   | 13.775  | 12.100  | 12.850         |        |       |                |        |
|                       |        |                     | Finals                | Diff:   | 4.800  | 3.800   | 3.800   | 5.600          |        |       |                |        |
|                       |        |                     |                       | Exec:   | 9.325  | 7.200   | 8.050   | 8.300          |        |       |                |        |
|                       |        |                     |                       | ND:   | .  | .   | .   | .              |        |       |                |        |
|                       |        |                     |                       | Final:  | 14.125   | 11.000  | 11.850  | 13.900         |        |       |                |        |
|                       |        |                     | <b>Combined Total</b> |   |  |   |   |                |        |       | <b>103.350</b> |        |
|                       |        |                     | 14                    | 606   | Monica Slack<br>QLD  | Prelims   | Diff:   | 4.200          |        | 3.800 | 3.500          | 4.800  |
| Exec:                 | 8.800  | 8.750               |                       |   |  |   | 7.800   | 8.250          |        |       |                |        |
| ND:                   | .      | .                   |                       |   |  |   | .   | .              |        |       |                |        |
| Final:                | 13.000 | 12.550              |                       |   |  |   | 11.300  | 13.050         |        |       |                |        |
| Finals                | Diff:  | 4.200               |                       |   |  | 3.800   | 4.600   | 4.700          |        |       |                |        |
|                       | Exec:  | 9.000               |                       |   |  | 8.475   | 8.425   | 7.800          |        |       |                |        |
|                       | ND:    | .                   |                       |   |  | .   | .   | .              |        |       |                |        |
|                       | Final: | 13.200              |                       |   |  | 12.275  | 13.025  | 12.500         |        |       |                |        |
| <b>Combined Total</b> |        |                     |                       |   |  |   |   | <b>100.900</b> |        |       |                |        |
| 15                    | 688    | Nicole Quine<br>VIC |                       |   |  | Prelims   | Diff:   | 4.200          | 5.300  | 4.900 | 4.900          | 52.375 |
|                       |        |                     | Exec:                 | 8.725   | 8.025  |   | 8.450   | 7.975          |        |       |                |        |
|                       |        |                     | ND:                   | .   | .  |   | .   | -0.100         |        |       |                |        |
|                       |        |                     | Final:                | 12.925  | 13.325   |   | 13.350  | 12.775         |        |       |                |        |
|                       |        |                     | Finals                | Diff:   | 4.200  | 4.800   | 4.400   | 4.700          |        |       |                |        |
|                       |        |                     |                       | Exec:   | 9.075  | 5.900   | 7.625   | 7.850          |        |       |                |        |
|                       |        |                     |                       | ND:   | .  | .   | .   | -0.100         |        |       |                |        |
|                       |        |                     |                       | Final:  | 13.275   | 10.700  | 12.025  | 12.450         |        |       |                |        |
|                       |        |                     | <b>Combined Total</b> |   |  |   |   |                |        |       | <b>100.825</b> |        |
|                       |        |                     | 16                    | 602   | Sophie Musgrave<br>QLD   | Prelims   | Diff:   | 2.400          | 4.300  | 4.500 | 4.200          |        |
| Exec:                 | 9.050  | 7.925               |                       |   |  |   | 8.675   | 8.200          |        |       |                |        |
| ND:                   | .      | .                   |                       |   |  |   | .   | .              |        |       |                |        |
| Final:                | 11.450 | 12.225              |                       |   |  |   | 13.175  | 12.400         |        |       |                |        |
| Finals                | Diff:  | 2.400               |                       |   |  | 4.400   | 4.500   | 4.200          |        |       |                |        |
|                       | Exec:  | 9.350               |                       |   |  | 8.875   | 8.950   | 8.525          |        |       |                |        |
|                       | ND:    | .                   |                       |   |  | .   | .   | .              |        |       |                |        |
|                       | Final: | 11.750              |                       |   |  | 13.275  | 13.450  | 12.725         |        |       |                |        |
| <b>Combined Total</b> |        |                     |                       |   |  |   |   | <b>100.450</b> |        |       |                |        |
| 17                    | 722    | Olivia Brown<br>WA  |                       |   |  | Prelims   | Diff:   | 4.200          | 4.500  | 5.400 | 4.400          | 49.850 |
|                       |        |                     | Exec:                 | 8.700   | 6.750  |   | 7.700   | 8.200          |        |       |                |        |
|                       |        |                     | ND:                   | .   | .  |   | .   | .              |        |       |                |        |
|                       |        |                     | Final:                | 12.900  | 11.250   |   | 13.100  | 12.600         |        |       |                |        |
|                       |        |                     | Finals                | Diff:   | 4.200  | 4.500   | 5.300   | 4.400          |        |       |                |        |
|                       |        |                     |                       | Exec:   | 8.775  | 7.425   | 7.350   | 8.200          |        |       |                |        |
|                       |        |                     |                       | ND:   | .  | .   | .   | .              |        |       |                |        |
|                       |        |                     |                       | Final:  | 12.975   | 11.925  | 12.650  | 12.600         |        |       |                |        |
|                       |        |                     | <b>Combined Total</b> |   |  |   |   |                |        |       | <b>100.000</b> |        |
|                       |        |                     | 18                    | 555   | Stephanie Magiros<br>NSW   | Prelims   | Diff:   | 4.600          | 4.100  | 3.500 | 4.700          |        |
| Exec:                 | 9.400  | 7.900               |                       |   |  |   | 7.750   | 7.850          |        |       |                |        |
| ND:                   | .      | .                   |                       |   |  |   | .   | .              |        |       |                |        |
| Final:                | 14.000 | 12.000              |                       |   |  |   | 11.250  | 12.550         |        |       |                |        |
| Finals                | Diff:  | 4.600               |                       |   |  | 4.000   | 3.500   | 4.500          |        |       |                |        |
|                       | Exec:  | 9.575               |                       |   |  | 7.850   | 8.025   | 7.825          |        |       |                |        |
|                       | ND:    | .                   |                       |   |  | .   | .   | .              |        |       |                |        |
|                       | Final: | 14.175              |                       |   |  | 11.850  | 11.525  | 12.325         |        |       |                |        |
| <b>Combined Total</b> |        |                     |                       |   |  |   |   | <b>99.675</b>  |        |       |                |        |

# 14AGC WAG CII/CIII

## WAG Level 10 AA

Women / 10  
Session: 15W

May 21 - Jun 1, 2014





| Rank | Num | Name/Gym               |         |  |  |  |  | AA                    |        |               |  |
|------|-----|------------------------|---------|---|--|---|---|-----------------------|--------|---------------|--|
| 19T  | 511 | Hannah Breynard<br>ACT | Prelims | Diff:   | 4.600  | 5.000   | 4.000   | 4.900                 | 50.150 |               |  |
|      |     |                        |         | Exec:   | 8.650  | 8.400   | 7.275   | 7.425                 |        |               |  |
|      |     |                        |         | ND:   | .  | .   | .   | -0.100                |        |               |  |
|      |     |                        |         | Final:  | 13.250   | 13.400  | 11.275  | 12.225                |        |               |  |
|      |     |                        | Finals  | Diff:   | 4.600  | 4.600   | 4.000   | 5.300                 |        |               |  |
|      |     |                        |         | Exec:   | 9.400  | 7.300   | 6.775   | 7.600                 |        |               |  |
|      |     |                        |         | ND:   | .  | .   | .   | -0.300                |        |               |  |
|      |     |                        |         | Final:  | 14.000   | 11.900  | 10.775  | 12.600                |        |               |  |
|      |     |                        |         |   |  |   |   | <b>Combined Total</b> |        | <b>99.425</b> |  |
|      |     |                        |         |   |  |   |   |                       |        |               |  |
| 19T  | 605 | Larissa Lum<br>QLD     | Prelims | Diff:   | 3.200  | 4.600   | 3.000   | 4.300                 | 49.250 |               |  |
|      |     |                        |         | Exec:   | 8.900  | 8.600   | 8.175   | 8.475                 |        |               |  |
|      |     |                        |         | ND:   | .  | .   | .   | .                     |        |               |  |
|      |     |                        |         | Final:  | 12.100   | 13.200  | 11.175  | 12.775                |        |               |  |
|      |     |                        | Finals  | Diff:   | 3.200  | 4.600   | 3.000   | 4.300                 |        |               |  |
|      |     |                        |         | Exec:   | 9.100  | 8.925   | 8.375   | 8.675                 |        |               |  |
|      |     |                        |         | ND:   | .  | .   | .   | .                     |        |               |  |
|      |     |                        |         | Final:  | 12.300   | 13.525  | 11.375  | 12.975                |        |               |  |
|      |     |                        |         |   |  |   |   | <b>Combined Total</b> |        | <b>99.425</b> |  |
|      |     |                        |         |   |  |   |   |                       |        |               |  |
| 21   | 553 | Breeanna Carter<br>NSW | Prelims | Diff:   | 4.200  | 3.900   | 4.000   | 4.800                 | 49.900 |               |  |
|      |     |                        |         | Exec:   | 8.575  | 8.200   | 8.175   | 8.050                 |        |               |  |
|      |     |                        |         | ND:   | .  | .   | .   | .                     |        |               |  |
|      |     |                        |         | Final:  | 12.775   | 12.100  | 12.175  | 12.850                |        |               |  |
|      |     |                        | Finals  | Diff:   | 4.200  | 3.700   | 4.000   | 4.600                 |        |               |  |
|      |     |                        |         | Exec:   | 8.400  | 7.750   | 8.525   | 8.325                 |        |               |  |
|      |     |                        |         | ND:   | .  | .   | .   | .                     |        |               |  |
|      |     |                        |         | Final:  | 12.600   | 11.450  | 12.525  | 12.925                |        |               |  |
|      |     |                        |         |   |  |   |   | <b>Combined Total</b> |        | <b>99.400</b> |  |
|      |     |                        |         |   |  |   |   |                       |        |               |  |
| 22   | 723 | Nicole De Vries<br>WA  | Prelims | Diff:   | 4.600  | 4.600   | 4.200   | 4.500                 | 48.550 |               |  |
|      |     |                        |         | Exec:   | 8.150  | 7.225   | 7.500   | 8.175                 |        |               |  |
|      |     |                        |         | ND:   | .  | .   | .   | -0.400                |        |               |  |
|      |     |                        |         | Final:  | 12.750   | 11.825  | 11.700  | 12.275                |        |               |  |
|      |     |                        | Finals  | Diff:   | 4.600  | 4.700   | 4.200   | 4.500                 |        |               |  |
|      |     |                        |         | Exec:   | 8.275  | 6.975   | 8.175   | 8.525                 |        |               |  |
|      |     |                        |         | ND:   | .  | .   | .   | .                     |        |               |  |
|      |     |                        |         | Final:  | 12.875   | 11.675  | 12.375  | 13.025                |        |               |  |
|      |     |                        |         |   |  |   |   | <b>Combined Total</b> |        | <b>98.500</b> |  |
|      |     |                        |         |   |  |   |   |                       |        |               |  |
| 23   | 617 | Jessica Sammells<br>SA | Prelims | Diff:   | 4.600  | 4.600   | 3.600   | 4.700                 | 49.175 |               |  |
|      |     |                        |         | Exec:   | 9.300  | 6.125   | 8.000   | 8.250                 |        |               |  |
|      |     |                        |         | ND:   | .  | .   | .   | .                     |        |               |  |
|      |     |                        |         | Final:  | 13.900   | 10.725  | 11.600  | 12.950                |        |               |  |
|      |     |                        | Finals  | Diff:   | 4.600  | 4.100   | 3.600   | 4.700                 |        |               |  |
|      |     |                        |         | Exec:   | 9.500  | 6.150   | 8.325   | 8.175                 |        |               |  |
|      |     |                        |         | ND:   | .  | .   | .   | .                     |        |               |  |
|      |     |                        |         | Final:  | 14.100   | 10.250  | 11.925  | 12.875                |        |               |  |
|      |     |                        |         |   |  |   |   | <b>Combined Total</b> |        | <b>98.325</b> |  |
|      |     |                        |         |   |  |   |   |                       |        |               |  |
| 24   | 554 | Breanna Hale<br>NSW    | Prelims | Diff:   | 4.200  | 3.800   | 3.900   | 5.000                 | 47.500 |               |  |
|      |     |                        |         | Exec:   | 8.650  | 7.325   | 6.575   | 8.050                 |        |               |  |
|      |     |                        |         | ND:   | .  | .   | .   | .                     |        |               |  |
|      |     |                        |         | Final:  | 12.850   | 11.125  | 10.475  | 13.050                |        |               |  |
|      |     |                        | Finals  | Diff:   | 4.200  | 3.500   | 4.900   | 5.000                 |        |               |  |
|      |     |                        |         | Exec:   | 8.675  | 7.350   | 8.250   | 8.425                 |        |               |  |
|      |     |                        |         | ND:   | .  | .   | .   | .                     |        |               |  |
|      |     |                        |         | Final:  | 12.875   | 10.850  | 13.150  | 13.425                |        |               |  |
|      |     |                        |         |   |  |   |   | <b>Combined Total</b> |        | <b>97.800</b> |  |
|      |     |                        |         |   |  |   |   |                       |        |               |  |

# 14AGC WAG CII/CIII

## WAG Level 10 AA

May 21 - Jun 1, 2014

Women / 10  
Session: 15W

| Rank | Num | Name/Gym                 |         |  |  |  |  | AA                    |        |  |  |               |  |
|------|-----|--------------------------|---------|---|--|---|---|-----------------------|--------|--|--|---------------|--|
| 25   | 690 | Karina Schiller<br>VIC   | Prelims | Diff:   | 4.200  | 3.300   | 5.200   | 4.400                 | 48.675 |  |  |               |  |
|      |     |                          |         | Exec:   | 8.575  | 7.500   | 7.075   | 8.425                 |        |  |  |               |  |
|      |     |                          |         | ND:   | —  | —   | —   | —                     |        |  |  |               |  |
|      |     |                          |         | Final:  | 12.775   | 10.800  | 12.275  | 12.825                |        |  |  |               |  |
|      |     |                          | Finals  | Diff:   | 4.200  | 3.200   | 5.400   | 4.500                 |        |  |  |               |  |
|      |     |                          |         | Exec:   | 8.800  | 6.850   | 7.800   | 7.525                 |        |  |  |               |  |
|      |     |                          |         | ND:   | —  | —   | —   | —                     |        |  |  |               |  |
|      |     |                          |         | Final:  | 13.000   | 10.050  | 13.200  | 12.025                |        |  |  |               |  |
|      |     |                          |         |   |  |   |   | <b>Combined Total</b> |        |  |  | <b>96.950</b> |  |
|      |     |                          |         |   |  |   |   |                       |        |  |  |               |  |
| 26   | 607 | Breanna Walker<br>QLD    | Prelims | Diff:   | 4.200  | 3.800   | 3.600   | 3.900                 | 48.750 |  |  |               |  |
|      |     |                          |         | Exec:   | 8.575  | 8.525   | 7.625   | 8.525                 |        |  |  |               |  |
|      |     |                          |         | ND:   | —  | —   | —   | —                     |        |  |  |               |  |
|      |     |                          |         | Final:  | 12.775   | 12.325  | 11.225  | 12.425                |        |  |  |               |  |
|      |     |                          | Finals  | Diff:   | 4.200  | 3.700   | 4.300   | 3.900                 |        |  |  |               |  |
|      |     |                          |         | Exec:   | 8.000  | 6.875   | 8.300   | 8.625                 |        |  |  |               |  |
|      |     |                          |         | ND:   | —  | —   | —   | —                     |        |  |  |               |  |
|      |     |                          |         | Final:  | 12.200   | 10.575  | 12.600  | 12.525                |        |  |  |               |  |
|      |     |                          |         |   |  |   |   | <b>Combined Total</b> |        |  |  | <b>96.650</b> |  |
|      |     |                          |         |   |  |   |   |                       |        |  |  |               |  |
| 27   | 556 | Kathryn Ramsay<br>NSW    | Prelims | Diff:   | 4.200  | 2.900   | 3.600   | 4.400                 | 46.475 |  |  |               |  |
|      |     |                          |         | Exec:   | 8.700  | 8.700   | 6.900   | 7.175                 |        |  |  |               |  |
|      |     |                          |         | ND:   | —  | —   | —   | -0.100                |        |  |  |               |  |
|      |     |                          |         | Final:  | 12.900   | 11.600  | 10.500  | 11.475                |        |  |  |               |  |
|      |     |                          | Finals  | Diff:   | 4.200  | 2.600   | 3.900   | 4.500                 |        |  |  |               |  |
|      |     |                          |         | Exec:   | 8.575  | 8.575   | 7.075   | 7.425                 |        |  |  |               |  |
|      |     |                          |         | ND:   | —  | —   | —   | —                     |        |  |  |               |  |
|      |     |                          |         | Final:  | 12.775   | 11.175  | 10.975  | 11.925                |        |  |  |               |  |
|      |     |                          |         |   |  |   |   | <b>Combined Total</b> |        |  |  | <b>93.325</b> |  |
|      |     |                          |         |   |  |   |   |                       |        |  |  |               |  |
| 28   | 686 | Christie Donaghey<br>VIC | Prelims | Diff:   | —  | 4.600   | 4.800   | —                     | 25.000 |  |  |               |  |
|      |     |                          |         | Exec:   | —  | 8.075   | 7.525   | —                     |        |  |  |               |  |
|      |     |                          |         | ND:   | —  | —   | —   | —                     |        |  |  |               |  |
|      |     |                          |         | Final:  | —  | 12.675  | 12.325  | —                     |        |  |  |               |  |
|      |     |                          | Finals  | Diff:   | —  | 4.600   | 5.000   | —                     |        |  |  |               |  |
|      |     |                          |         | Exec:   | —  | 8.200   | 7.000   | —                     |        |  |  |               |  |
|      |     |                          |         | ND:   | —  | —   | —   | —                     |        |  |  |               |  |
|      |     |                          |         | Final:  | —  | 12.800  | 12.000  | —                     |        |  |  |               |  |
|      |     |                          |         |   |  |   |   | <b>Combined Total</b> |        |  |  | <b>49.800</b> |  |
|      |     |                          |         |   |  |   |   |                       |        |  |  |               |  |