

14AGC MAG CII/CIII







MAG Level 10 AA Results

May 21 - Jun 1, 2014

Men / 10

Session: 09M

Judge's Signatures







Rank	Num	Name/Gym									AA	
1	1124	Trenten Wan QLD	Prelims	Diff:	4.700	4.700	4.700	4.400	5.200	4.800	77.632	
				Exec:	8.100	8.333	8.450	8.766	7.233	8.550		
				ND:	-0.300		
				Final:	12.500	13.033	13.150	13.166	12.433	13.350		
				Final:	12.500	13.033	13.150	13.166	12.433	13.350		
			Finals	Diff:	4.700	4.200	5.400	4.400	5.200	4.800		74.815
				Exec:	7.466	6.150	8.733	8.933	6.700	8.633		
				ND:	-0.400	.	.	-0.100	.	.		
				Final:	11.766	10.350	14.133	13.233	11.900	13.433		
				Final:	11.766	10.350	14.133	13.233	11.900	13.433		
Combined Total: 152.447												
2	1190	Caelan Bacon VIC	Prelims	Diff:	4.500	4.400	3.500	3.600	4.400	3.200	72.048	
				Exec:	8.333	6.966	8.050	9.466	7.033	8.800		
				ND:	-0.200		
				Final:	12.633	11.366	11.550	13.066	11.433	12.000		
				Final:	12.633	11.366	11.550	13.066	11.433	12.000		
			Finals	Diff:	4.600	4.500	3.900	3.600	4.100	3.200		71.799
				Exec:	8.066	5.900	8.300	9.333	8.100	8.200		
				ND:		
				Final:	12.666	10.400	12.200	12.933	12.200	11.400		
				Final:	12.666	10.400	12.200	12.933	12.200	11.400		
Combined Total: 143.847												
3	1192	Lachlan Fitzgerald VIC	Prelims	Diff:	3.600	2.900	2.600	3.000	3.300	2.500	61.848	
				Exec:	8.566	6.466	7.050	8.933	8.533	8.400		
				ND:	.	-4.000		
				Final:	12.166	5.366	9.650	11.933	11.833	10.900		
				Final:	12.166	5.366	9.650	11.933	11.833	10.900		
			Finals	Diff:	3.700	3.100	2.800	3.600	3.300	2.500		69.082
				Exec:	8.800	6.750	8.033	8.966	8.800	8.733		
				ND:		
				Final:	12.500	9.850	10.833	12.566	12.100	11.233		
				Final:	12.500	9.850	10.833	12.566	12.100	11.233		
Combined Total: 130.930												
4	1191	Julian Caser VIC	Prelims	Diff:	4.400	3.600	2.800	4.400	4.000	3.300	58.732	
				Exec:	5.566	6.066	7.800	7.600	8.500	5.400		
				ND:	-0.400	-4.000	.	-0.300	.	.		
				Final:	9.566	5.666	10.600	11.700	12.500	8.700		
				Final:	9.566	5.666	10.600	11.700	12.500	8.700		
			Finals	Diff:	4.700	3.100	3.200	4.400	4.000	3.300		63.398
				Exec:	6.633	3.700	7.666	8.133	7.533	7.533		
				ND:	-0.400	.	.	-0.100	.	.		
				Final:	10.933	6.800	10.866	12.433	11.533	10.833		
				Final:	10.933	6.800	10.866	12.433	11.533	10.833		
Combined Total: 122.130												
5	1197	Jimmy Macarios VIC	Prelims	Diff:	.	4.600	5.200	.	5.300	4.700	45.216	
				Exec:	.	6.466	7.550	.	4.600	6.800		
				ND:		
				Final:	.	11.066	12.750	.	9.900	11.500		
				Final:	.	11.066	12.750	.	9.900	11.500		
			Finals	Diff:	.	4.300	5.300	.	4.900	5.100		47.232
				Exec:	.	6.700	6.966	.	7.333	6.633		
				ND:		
				Final:	.	11.000	12.266	.	12.233	11.733		
				Final:	.	11.000	12.266	.	12.233	11.733		
Combined Total: 92.448												

14AGC MAG CII/CIII

MAG Level 10 AA Results

May 21 - Jun 1, 2014

Men / 10
Session: 09M

Rank	Num	Name/Gym								AA					
6	1194	Bryce Haesler VIC	Prelims	Diff:	3.600	—	—	2.800	—	—	22.500				
				Exec:	8.300	—	—	7.900	—	—					
				ND:	—	—	—	-0.100	—	—					
				Final:	11.900	—	—	10.600	—	—					
			Finals	Diff:	3.600	—	—	2.800	—	—		22.899			
				Exec:	8.766	—	—	7.933	—	—					
				ND:	-0.100	—	—	-0.100	—	—					
				Final:	12.266	—	—	10.633	—	—					
				Combined Total:											
				45.399											
7	1122	Alexander Caulfield QLD	Prelims	Diff:	—	3.000	5.100	—	—	13.700					
				Exec:	—	1.300	8.300	—	—						
				ND:	—	-4.000	—	—	—						
				Final:	—	0.300	13.400	—	—						
			Finals	Diff:	—	—	5.100	—	—		14.200				
				Exec:	—	—	9.100	—	—						
				ND:	—	—	—	—	—						
				Final:	—	—	14.200	—	—						
				Combined Total:											
				27.900											