

13AGC WAG CI

L9 AA Day standings





Jul 7-18, 2013

Page: 1
Printed: 7/15/2013 10:18 PM

Women / 9

Session: 20W





Judge's Signatures

Rank	Num	Name	Gym						AA
1	439	Emily Ramsay	VIC	Diff: 4.400	4.800	5.000	5.100		
				Exec: 9.325	7.675	8.125	8.900		
				ND:		
				Final: 13.725	12.475	13.125	14.000	53.325	
				Place: 3	7	4	1	1	
2	436	Morgan Baum	VIC	Diff: 4.200	4.000	4.300	4.900		
				Exec: 8.950	8.550	8.325	8.700		
				ND:		
				Final: 13.150	12.550	12.625	13.600	51.925	
				Place: 13T	6	11	2	2	
3	305	Emily Bennett	NSW	Diff: 4.200	5.200	4.600	4.700		
				Exec: 8.725	8.100	8.100	8.025		
				ND:		
				Final: 12.925	13.300	12.700	12.725	51.650	
				Place: 17T	2	7T	6	3	
4	265	Melanie O'mara	ACT	Diff: 4.000	5.200	5.100	4.400		
				Exec: 8.900	7.425	8.550	8.025		
				ND:		
				Final: 12.900	12.625	13.650	12.425	51.600	
				Place: 19	4	1	17T	4	
5	438	Taylah Laval	VIC	Diff: 4.400	4.600	4.000	4.700		
				Exec: 9.300	8.900	7.875	7.375		
				ND:		
				Final: 13.700	13.500	11.875	12.075	51.150	
				Place: 4	1	17	22	5	
6	263	Hannah Breynard	ACT	Diff: 4.400	4.500	4.100	4.700		
				Exec: 9.475	7.600	8.575	7.700		
				ND:		
				Final: 13.875	12.100	12.675	12.400	51.050	
				Place: 1	11T	9T	19	6	
7	352	Alina Aitken	QLD	Diff: 4.200	4.800	4.600	4.000		
				Exec: 9.100	7.500	8.325	8.375		
				ND:		
				Final: 13.300	12.300	12.925	12.375	50.900	
				Place: 8	9	6	20	7	
8	264	Georgina Matan	ACT	Diff: 4.200	4.400	4.400	4.100		
				Exec: 9.050	7.750	8.275	8.525		
				ND:		
				Final: 13.250	12.150	12.675	12.625	50.700	
				Place: 9	10	9T	9	8	
9	435	Brianne Allen	VIC	Diff: 4.000	5.200	5.100	4.600		
				Exec: 8.550	7.375	8.025	8.025		
				ND: .	.	-0.100	-0.100		
				Final: 12.550	12.575	13.025	12.525	50.675	
				Place: 24T	5	5	11T	9	
10	356	Tiahna Scanlon	QLD	Diff: 4.400	4.400	3.900	4.500		
				Exec: 9.425	7.150	8.200	8.525		
				ND:		
				Final: 13.825	11.550	12.100	13.025	50.500	
				Place: 2	17	15	4T	10	

13AGC WAG CI

L9 AA Day standings





Jul 7-18, 2013

Rank	Num	Name	Gym					AA
11	308	Lauren Thompson	NSW	Diff: 4.200 Exec: 8.800 ND: . Final: 13.000 Place: 15T	4.800 7.125	4.700 7.125	4.800 8.225	49.775 11
12	353	Ali Kay	QLD	Diff: 4.400 Exec: 8.775 ND: . Final: 13.175 Place: 11T	5.200 6.900	4.000 7.725	4.500 8.275 -0.100	49.675 12
13	358	Breanna Walker	QLD	Diff: 4.200 Exec: 8.950 ND: . Final: 13.150 Place: 13T	3.900 8.150	3.700 8.050	3.800 8.725	49.475 13
14	355	Chelsi Mikeska	QLD	Diff: 4.400 Exec: 9.150 ND: . Final: 13.550 Place: 6	3.000 8.300	3.500 8.400	3.900 8.625	49.275 14
15	440	Karina Schiller	VIC	Diff: 4.200 Exec: 8.350 ND: . Final: 12.550 Place: 24T	2.500 8.300	5.200 7.150	4.900 8.750 -0.100	49.250 15
16	354	Larissa Lum	QLD	Diff: 3.200 Exec: 8.875 ND: . Final: 12.075 Place: 30	4.500 8.550	3.000 8.600	4.100 8.325	49.150 16
17	307	Katelyn Mills	NSW	Diff: 4.400 Exec: 7.800 ND: . Final: 12.200 Place: 29	4.700 7.650	4.800 7.900	4.400 7.425 -0.300	48.775 17
18	477	Alisha Bates	WA	Diff: 4.200 Exec: 8.400 ND: . Final: 12.600 Place: 23	4.400 7.675	4.400 7.050	4.200 8.375 -0.100	48.600 18
19	479	Rachal Camilleri	WA	Diff: 4.200 Exec: 8.675 ND: . Final: 12.875 Place: 20	3.800 6.325	5.500 8.100	5.000 6.875	48.475 19
20	480	Nicole De Vries	WA	Diff: 4.600 Exec: 8.575 ND: . Final: 13.175 Place: 11T	4.800 6.550	4.400 6.725	4.600 8.075	48.325 20

13AGC WAG CI

L9 AA Day standings

Jul 7-18, 2013

Rank	Num	Name	Gym					AA
21	310	Olivia Tripi	NSW	Diff: 4.600 Exec: 9.025 ND: . Final: 13.625 Place: 5	3.600 8.375 . 11.975 15	4.200 6.000 . 10.200 30	4.500 8.000 . 12.500 14T	48.300 21
22	478	Olivia Brown	WA	Diff: 4.400 Exec: 7.875 ND: . Final: 12.275 Place: 28	3.800 6.225 . 10.025 31	5.700 7.900 -0.100 13.500 3	4.300 8.150 . 12.450 16	48.250 22
23	309	Philippa Tockuss	NSW	Diff: 4.200 Exec: 9.000 ND: . Final: 13.200 Place: 10	3.000 6.825 . 9.825 32	4.700 7.700 . 12.400 12	4.200 8.300 . 12.500 14T	47.925 23
24	359	Hannah Cottle	QLD	Diff: 4.200 Exec: 8.200 ND: . Final: 12.400 Place: 27	2.900 8.225 . 11.125 21T	3.000 8.600 . 11.600 22T	4.200 8.100 . 12.300 21	47.425 24
25	357	Lauren Tam	QLD	Diff: 4.200 Exec: 8.800 ND: . Final: 13.000 Place: 15T	3.400 6.925 . 10.325 25T	3.300 8.825 . 12.125 14	3.600 8.100 . 11.700 27	47.150 25
26	311	Piper Weeding	NSW	Diff: 4.200 Exec: 8.725 ND: . Final: 12.925 Place: 17T	3.900 7.225 . 11.125 21T	3.900 7.025 . 10.925 26	4.500 7.325 . 11.825 25	46.800 26
27	351	Emma Adamson	QLD	Diff: 4.200 Exec: 9.175 ND: . Final: 13.375 Place: 7	2.700 7.700 . 10.400 24	3.300 8.500 . 11.800 19	4.100 7.000 . 11.100 31	46.675 27
28	306	Katalin Eglesz	NSW	Diff: 4.200 Exec: 8.600 ND: . Final: 12.800 Place: 21	4.700 5.625 . 10.325 25T	4.500 6.250 . 10.750 29	4.300 7.275 . 11.575 29	45.450 28
29	481	Molly Mahoney	WA	Diff: 4.200 Exec: 8.325 ND: . Final: 12.525 Place: 26	4.100 6.225 . 10.325 25T	4.300 6.575 . 10.875 27T	3.900 7.725 . 11.625 28	45.350 29
30	437	Jessica Bottomley	VIC	Diff: 2.400 Exec: 8.700 ND: . Final: 11.100 Place: 32	4.200 7.025 . 11.225 20	4.400 6.475 . 10.875 27T	4.200 7.950 -0.100 12.050 23	45.250 30





13AGC WAG CI

L9 AA Day standings

Jul 7-18, 2013

Page: 4
Printed: 7/15/2013 10:18 PM

Women / 9
Session: 20W

Rank	Num	Name	Gym					AA
31	313	Harriet Crowley	NSW	Diff: 4.000	3.400	2.800	4.200	
				Exec: 7.875	6.875	6.550	7.575	
				ND: <u> </u>	<u> </u>	<u>-0.100</u>	<u> </u>	
				Final: 11.875	10.275	9.250	11.775	43.175
				Place: 31	28	32	26	31
32	375	Jocelyn Stephens	SA	Diff: 4.200	3.500	3.600	4.200	
				Exec: 8.425	6.725	5.875	6.575	
				ND: <u> </u>	<u> </u>	<u> </u>	<u> </u>	
				Final: 12.625	10.225	9.475	10.775	43.100
				Place: 22	29	31	32	32